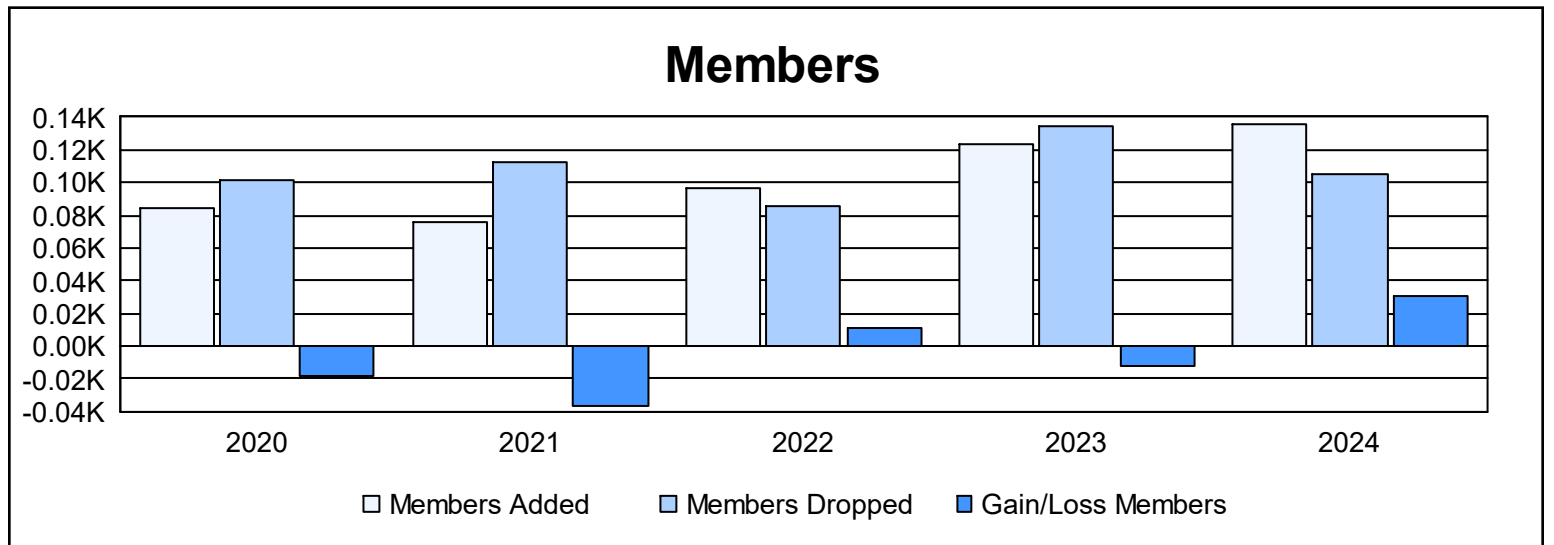
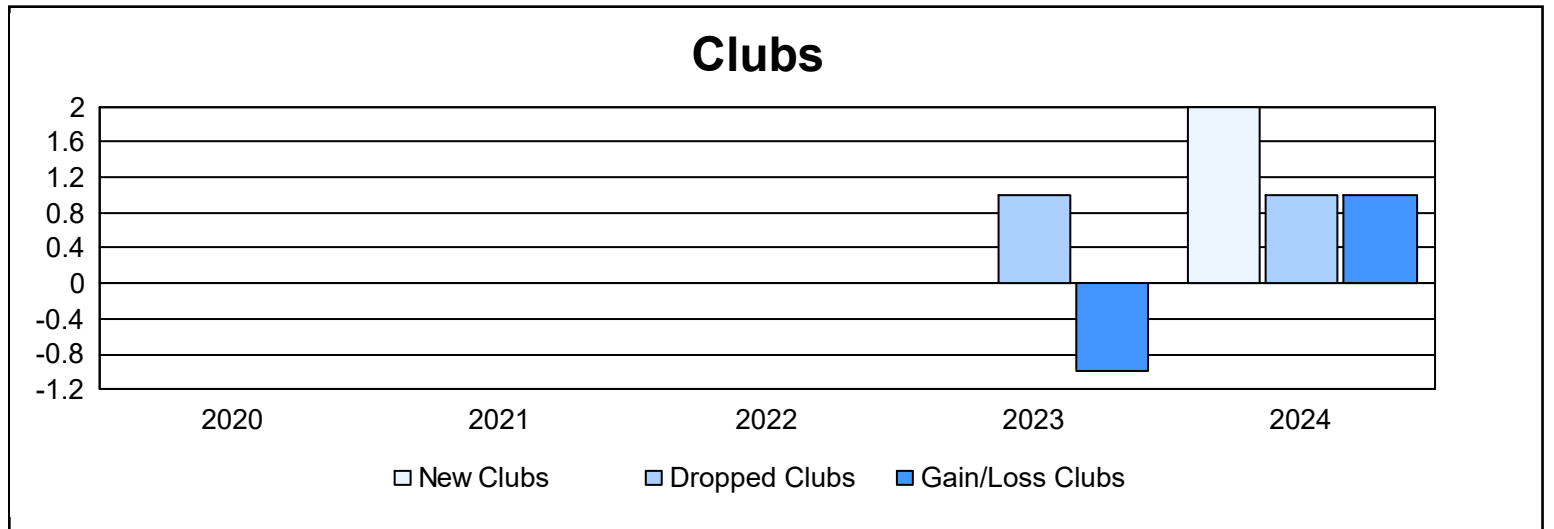
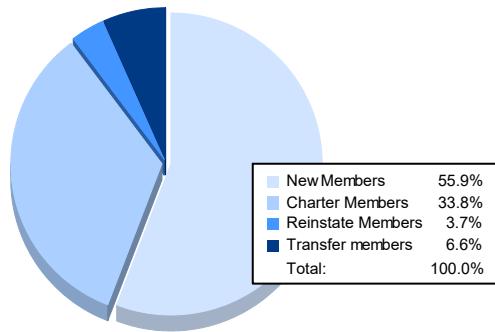


Year	New Clubs	Dropped Clubs	Gain/ Loss Clubs	New Members	Charter Members	Reinstate Members	Transfer Members	Total Member Added	Total Members Dropped	Gain/ Loss Members
2019-2020	0	0	0	78	0	2	4	84	102	-18
2020-2021	0	0	0	69	0	2	5	76	113	-37
2021-2022	0	0	0	81	0	7	8	96	85	11
2022-2023	0	1	-1	106	3	4	10	123	135	-12
2023-2024	2	1	1	76	46	5	9	136	105	31
<b>Average</b>	<b>0</b>	<b>0</b>	<b>0</b>	<b>82</b>	<b>10</b>	<b>4</b>	<b>7</b>	<b>103</b>	<b>108</b>	<b>-5</b>



### Membership Composition June 2024 Cumulative



### Gender Composition June 2024 Cumulative

